

Amsterdam University of Applied Sciences

Detailed injury epidemiology in contemporary dance

a 1-year prospective study of 134 students

Van Winden, Diana; Van Rijn, Rogier M.; Richardson, Angelo; Savelsbergh, Geert J.P.; Oudejans, Raoul R.D.; Stubbe, Janine H.

DOI

[10.1136/bmjsem-2018-000453](https://doi.org/10.1136/bmjsem-2018-000453)

Publication date

2019

Document Version

Final published version

Published in

BMJ Open Sport and Exercise Medicine

License

CC BY-NC

[Link to publication](#)

Citation for published version (APA):

Van Winden, D., Van Rijn, R. M., Richardson, A., Savelsbergh, G. J. P., Oudejans, R. R. D., & Stubbe, J. H. (2019). Detailed injury epidemiology in contemporary dance: a 1-year prospective study of 134 students. *BMJ Open Sport and Exercise Medicine*, 5(1), [e000453]. <https://doi.org/10.1136/bmjsem-2018-000453>

General rights

It is not permitted to download or to forward/distribute the text or part of it without the consent of the author(s) and/or copyright holder(s), other than for strictly personal, individual use, unless the work is under an open content license (like Creative Commons).

Disclaimer/Complaints regulations

If you believe that digital publication of certain material infringes any of your rights or (privacy) interests, please let the Library know, stating your reasons. In case of a legitimate complaint, the Library will make the material inaccessible and/or remove it from the website. Please contact the library: <https://www.amsterdamuas.com/library/contact/questions>, or send a letter to: University Library (Library of the University of Amsterdam and Amsterdam University of Applied Sciences), Secretariat, Singel 425, 1012 WP Amsterdam, The Netherlands. You will be contacted as soon as possible.

Detailed injury epidemiology in contemporary dance: a 1-year prospective study of 134 students

Diana van Winden,^{1,2,3} Rogier M Van Rijn,^{1,3} Angelo Richardson,^{1,3}
Geert J P Savelsbergh,^{2,4,5} Raoul R D Oudejans,^{2,4,5} Janine Stubbe^{1,3,6}

To cite: van Winden D, Van Rijn RM, Richardson A, *et al*. Detailed injury epidemiology in contemporary dance: a 1-year prospective study of 134 students. *BMJ Open Sport & Exercise Medicine* 2019;0:e000453. doi:10.1136/bmjsem-2018-000453

Accepted 17 January 2019



© Author(s) (or their employer(s)) 2019. Re-use permitted under CC BY-NC. No commercial re-use. See rights and permissions. Published by BMJ.

¹Codarts University of the Arts, Rotterdam, The Netherlands

²Department of Human Movement Sciences, Amsterdam Movement Sciences, Vrije Universiteit Amsterdam, Amsterdam, The Netherlands

³Performing artist and Athlete Research Lab (PEARL), Rotterdam, The Netherlands

⁴Institute of Brain and Behavior, Amsterdam, The Netherlands

⁵Faculty of Sports and Nutrition, Amsterdam University of Applied Sciences, Amsterdam, The Netherlands

⁶Rotterdam Arts and Science Lab (RASL), Rotterdam, The Netherlands

Correspondence to
Dr Rogier M Van Rijn;
rmvanrijn@codarts.nl

ABSTRACT

Aim We investigated the extent and characteristics of injuries in contemporary dance students.

Methods During one academic year, 134 students of Bachelor dance and Bachelor dance teacher from Codarts University of the Arts (Rotterdam, the Netherlands) were prospectively monitored monthly, using the Performing Artist and Athlete Health Monitor which includes the Oslo Sports Trauma Research Centre Questionnaire on Health Problems.

Results 130 students were included in the analyses. The response rate of monthly completed questionnaires was 80%. During the academic year, 97% of students reported at least one injury, mental complaint or other health problem. The 1-year injury incidence proportion was 81%. Of these injured students, 58% were substantially injured (ie, problems leading to moderate or severe reductions in training volume or performance or complete inability to participate in activities). The monthly injury proportion (all injuries) ranged from 23% to 43% and for substantial injuries from 6% to 17%. The injury incidence rate per 1000 hours dance exposure was 1.9 (95% CI 1.7 to 2.2). Ankle/foot (30%), lower back (17%) and knee (15%) were the most common sites of injury.

Conclusion Contemporary dance students are at high risk for injuries. Injury prevention programmes among contemporary dance students should focus on the ankle/foot, lower back and knee.

INTRODUCTION

Contemporary dance students participate in long hours of training¹ that consists of repetitive movements,^{2,3} pushing anatomical boundaries (eg, turnout, arching)⁴ and demanding versatility (eg, improvisation, inversions).¹ These demands make a dance student prone to physical health problems,¹ especially during periods of maturation and development.^{5,6} Physical health problems can lead to discomfort, require medical treatment and inhibit artistic development due to absence from dance activities (ie, classes, rehearsals and performances).¹ In extreme cases, they can lead to study delay and even dropping out of college.²

What are the new findings?

- ▶ Contemporary dance students are at high risk for injuries. The 1-year injury incidence proportion (IP) was 81%, of which 58% were substantially injured. The monthly IP of all injuries ranged from 23% to 43% and for substantial injuries from 6% to 17%.
- ▶ The most affected sites were the ankle/foot, lower back and knee. Injury prevention programmes in dance schools should focus on the prevention of back and lower extremity injuries.

According to Kenny and colleagues,¹ injury incidence rates ranged from 0.77 to 4.71 per 1000 hours of dance exposure within preprofessional ballet and/or contemporary dancers.¹ These data resulted from a very broad injury definition ('any physical complaint irrespective of the need for medical attention or full time loss from dance activities'). On the other hand, only reporting time-loss and/or medical attention injuries underestimates the full extent of injury problems.⁷ About 90% of overuse injuries will not be registered as an injury when focusing on time loss injuries,⁸ whereas the majority of injuries by preprofessional ballet dancers (54%–85%) appear to be overused in nature.⁹ We argue that injury surveillance methods should use inclusive injury definitions.⁷

In 2013, a new surveillance method was reported by Norwegian clinician-academics. The Oslo Sports Trauma Research Centre (OSTRC) Overuse Injury Questionnaire was designed to address the limitation of injury registration that only counted 'time loss' injuries.⁸ The new method captured all types of health problems—non-time loss injuries ('overuse') and time loss injuries (often 'acute' or more severe overuse injuries).^{10,11} Although this method has been used multiple times within athletic groups,^{12,13} only one study has applied this method in dance.⁷

Insight into the extent of physical health problems can give direction to future research into the aetiology of injuries and the development of preventive strategies.^{14 15} We aimed to establish the extent (amount, incidence) and characteristics (severity, location) of injuries in contemporary dance students using the OSTRC Overuse Injury Questionnaire.^{8 10}

MATERIALS AND METHODS

Participants

A total of 134 first-year, second-year and third-year contemporary dance students were prospectively followed during the entire academic year (September 2016 to June 2017). Students were enrolled in the 4-year educational programme of Bachelor Dance or Bachelor Dance Teacher of Codarts University of the Arts, Rotterdam, the Netherlands. Our data were routinely collected as part of the curriculum for management and educational purposes. All students were informed about the procedure and provided written informed consent. The study was approved by the Scientific and Ethical Review Board (VCWE) of the Vrije Universiteit Amsterdam. The Dutch Central Committee on Research Involving Human Subjects (CCMO) stated that no medical ethical approval was necessary for this questionnaire study, as stated in the Dutch Medical Research Involving Human Subjects Act (<http://www.ccmo.nl/nl/toetsingscommissie-ccmo-of-metc?55a37b93-dd8c-4bf8-8883-2d30c35ff8ba>).

Procedures

During the first month of the academic year (September 2016), baseline characteristics were recorded, including age (years), height (centimetres) and body weight (kilograms). During the academic year 2016/2017, all students were asked to complete monthly questionnaires by using the Performing Artist and Athletes Health Monitor (PAHM),¹⁶ a web-based system which includes a Dutch translation of the OSTRC Questionnaire on Health Problems.^{10 12 13} Only students who completed >30% of the questionnaires were included in the analyses.

Injury registration

The OSTRC Questionnaire consists of four key questions about the consequences of health problems on participation, training volume and performance as well as the degree to which the student perceived symptoms. All items ranged from 0 (no problem, no reduction, no effect or no symptoms) to 25 (cannot participate at all or severe symptoms).⁸ Questions 1 and 4 were scored on a four point scale (0-8-17-25), while questions 2 and 3 were scored on a five point scale (0-6-13-19-25). The severity of a health problem was calculated by the sum score of the four questions (scale 0–100) according to the method proposed by Clarsen *et al.*⁸ If the severity score was higher than zero, a health problem was registered and the student was asked whether the health problem was an injury, mental problem or other problem. For injuries, the student was automatically directed to an injury

registration form based on an international consensus statement on injury surveillance methodology for football to collect further details (eg, location, history and acute or overuse onset).¹⁷ An injury was defined as any physical complaint sustained by a dancer resulting in a severity score higher than zero (ie, leading to consequences on participation, training volume and/or performance), irrespective of the need for medical attention or time loss from dance activities.

Students were defined as substantially injured if they reported problems leading to moderate or severe reductions (value ≥ 13 on question 2 or 3 of the OSTRC) in training volume or moderate or severe reductions in performance or complete inability to participate in dance.¹⁰ If a student reported the same injury as most severe health problem in two or more consecutive questionnaires, this was counted as one ‘unique’ case of a (fluctuating) problem.^{12 16}

Dance exposure

Dance exposure was defined as, ‘one dancer participating in one class, rehearsal or performance in which he or she is exposed to the possibility of dance injury weighted for time doing activity’,¹⁸ and measured as unit of time (hours) spending on physical dance activities. Total dance exposure was calculated as an average, based on the weekly timetables for the first-year, second-year and third-year students of the educational programme of Bachelor Dance and Bachelor Dance Teacher.

Statistical analysis

All statistical procedures were performed using SPSS V.23 (IBM, Armonk, USA). Descriptive statistics were used to describe baseline characteristics using means and SD or number and percentages (%). The (substantial) injury incidence proportion (IP) for one academic year and per month was calculated by dividing the number of students that reported at least one (substantial) injury during the academic year/month by the number of respondents in that same period.¹⁹ Injury incidence rate, with corresponding 95% CI, was calculated as the number of unique injuries per 1000 hours of dance exposure.¹⁹ The severity of the unique injuries was calculated by the mean (SD) number of full days that a student completely/partly missed their dance activities due to their injury. Characteristics (ie, location) of injuries were expressed in percentages for the total of unique injuries.

RESULTS

Response and baseline characteristics

Baseline characteristics of all students are shown in [table 1](#). A total of 137 students were enrolled in the educational programmes, 134 students gave consent to participate and finally 130 students were included in the analyses. The four excluded students all dropped out of the educational programme within 4 months due to personal reasons (no injuries), resulting in a response lower than 30%. In total, 1279 questionnaires were sent

Table 1 Baseline characteristics shown as mean (\pm SD) or number (percentage)

	Overall
N	134
Education programme (Bachelor dance)	84 (62.7%)
First-year students	49 (36.6%)
Second-year students	44 (32.8%)
Third-year students	41 (30.6%)
Gender (female)	90 (67.2%)
Age (years)	19.4 \pm 1.5
Body mass index (kg/m ²)	21.0 \pm 1.8
Dance exposure (total hours academic year 2016/2017 per student)	1046.5

N, number.

to the students and 1020 were completed, resulting in a response rate of 79.7%.

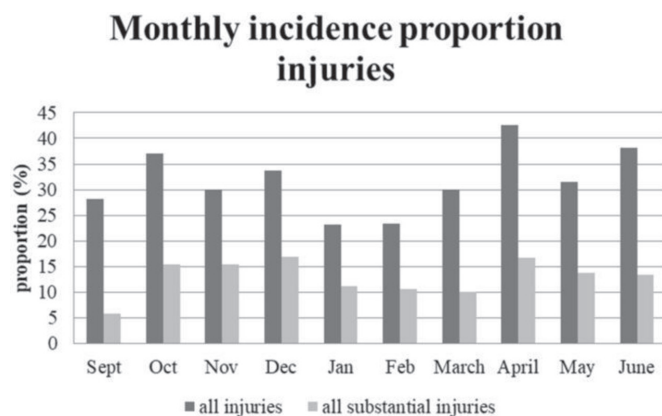
Health problems

During the academic year, 96.9% (n=126) of the students reported at least one health problem, of which 64.3% (n=81) reported a substantial health problem. In the 10 monthly questionnaires, a total of 620 health problems were reported consisting of 321 injuries (51.8%), 67 mental problems (10.8%) and 232 other health problems, including illnesses (37.4%).

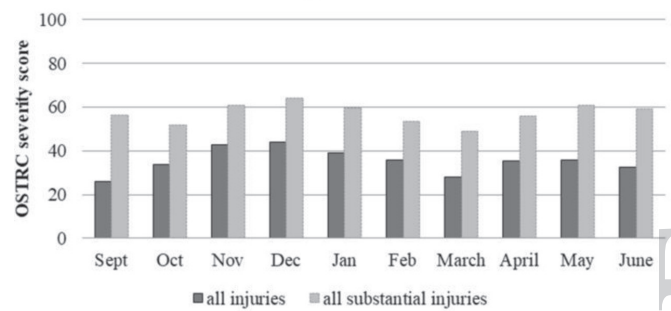
Injury incidence

The injury IP for one academic year was 80.8% (n=105), of which 58.1% students (n=61) had a substantial injury. **Figure 1** shows that the monthly IP of all injuries ranged from 23.1% to 42.6% and from 5.8% to 16.8% for substantial injuries. The mean monthly OSTRC severity score for all injuries was 35.3 (SD=5.8) and for substantial injuries 57.0 (SD=4.7; **figure 2**).

A total of 254 unique injuries were reported by 105 students. Furthermore, 67 subsequent injuries were reported, resulting in a total of 321 reported injuries. The subsequent injuries were reported in at least

**Figure 1** Monthly incidence proportion of all and substantial injuries during the full academic year of 2016/2017.

Monthly OSTRC severity score injuries

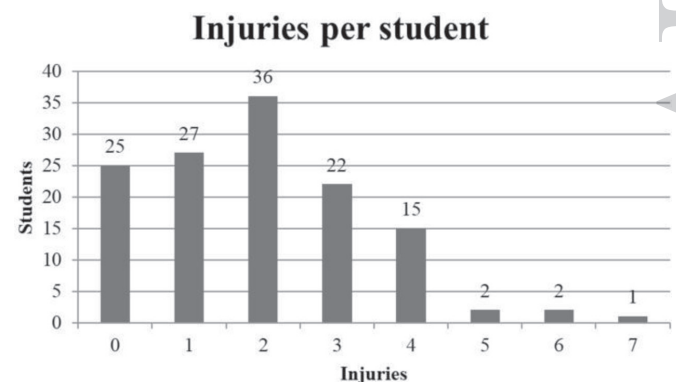
**Figure 2** Mean monthly OSTRC severity scores of all and substantial injuries during the full academic year of 2016/2017. OSTRC, Oslo Sports Trauma Research Centre.

two consecutive questionnaires and therefore did not calculate as a unique injury. The 105 students reported on average 2.0 unique injuries (range 1–7) during the academic year. As shown in **Figure 3**, 25 students (19.2%) did not report any injuries, 27 students (20.8%) reported one unique injury, 36 students (27.7%) reported two unique injuries and 42 students (32.3%) three or more unique injuries during the academic year.

A total of 132 906 dance exposure hours was reported during the academic year, resulting in an overall injury incidence rate of 1.9 unique injuries per 1000 hours (95% CI 1.7 to 2.2). The mean number of days a student completely/partly missed dance activities as a result of an unique injury was 5.7 days \pm 10.8 (n=252 students). The most reported anatomical injury locations were ankle/foot (including ankle, foot/toe, Achilles tendon and heel (n=77, 30.3%)), lower back (incl. coccyx) (n=44, 17.3%) and knee (n=37, 14.6%).

DISCUSSION

Using the PAHM which includes the OSTRC Questionnaire, we found a 1-year injury IP of 81% (n=105) and an injury incidence rate of 1.9 unique injuries per 1000 hours of dance exposure. Fifty-eight per cent (n=61) of the injured students had a substantial injury, meaning that the students were not able to participate at all or

**Figure 3** Frequency table of the number of unique injuries per student over the full academic year of 2016/2017.

had a moderate or severe reduction in training volume or performance because of an injury. The monthly IP for all injuries ranged from 23% to 43% and from 6% to 17% for substantial injuries. The injured students (n=105) reported on average 2.0 unique injuries (range 1–7). The most reported anatomical injury locations were ankle/foot, lower back and knee.

Injury incidence and characteristics

Our findings of the 1-year injury IP of 81% extend those of other prospective cohort studies within dance. For instance, the study by Lee and colleagues⁶ showed a 1-year IP of 86% within ballet and contemporary dance students, and Kenny and colleagues⁷ reported a 1-year injury IP of 78% within contemporary dance students. Moreover, a recent systematic review of Kenny *et al*¹ indicated an injury IP range from 37% to 85% in pre-professional ballet and/or contemporary dancers within 20 follow-up studies, representing controlled trials, cohorts and a case-control research.

The injury incidence rate of the present study of 1.9 per 1000 hours of dance exposure is in contrast to the injury incidence rate of 4.9 per 1000 hours of dance exposure (95% CI 4.10 to 5.79), reported in the prospective cohort study of Kenny *et al*.⁷ The difference may be explained by the different way of calculating the injury incidence rate. Kenny and colleagues used the total number of new injuries to calculate the incidence rate, resulting in the possibility of multiple injuries per week (up to four), whereas this study used the amount of unique injuries over one academic year, with a maximum of one injury (most severe) per month. Selecting all mentioned injuries in our dataset (including multiple injuries per month) led to a great injury incidence rate of 1.9–3.04 per 1000 hours of dance exposure (95% CI 2.76 to 3.35). This higher injury incidence rate is still lower than the injury incidence rate mentioned by Kenny *et al*.⁷ However, both our injury incidence rates of 1.9 and 3.04 per 1000 hours of dance exposure are in line with the range (0.77–4.71 per 1000 hours of dance exposure) reported in the systematic review of Kenny and colleagues for pre-professional dancers.¹

Within professional contemporary dancers, a lower injury incidence rate was reported; the study of Shah *et al*²⁰ indicated a total of 0.59 injuries per 1000 hours, and Bronner *et al*²¹ showed 0.51 injuries per 1000 hours. However, these studies did not indicate whether they calculated their exposure rate based on the amount of time each dancer spent on stage or on the length of each show. The difference between dance students and professional dancers might also be attributed to the difference in experience and level. Dance students are still in a period of maturation and development.^{5,6} In the end, only the fittest (physically and mentally) dancers will remain and become professional dancers. Furthermore, as dancers age and gain experience they are likely to be more aware of the warning signs of injuries and take preventive steps.²²

To view our results in a wider perspective, we compared the injury incidence rate to other performing/sports populations with the same injury surveillance methodology and age group. The injury incidence rate found in this study is (much) lower than found in circus arts students (3.3 injuries per 1000 hours),¹⁶ Dutch female gymnasts (5.2 injuries per 1000 hours)¹³ and first-year Physical Education Teacher Education (PETE) students (11.7 injuries per 1000 hours).¹² The difference might be explained by the differences in demands and environmental factors within these settings compared with our population. For example, PETE students participate in a wide range of different sports (including contact sports like soccer, rugby and so on) which causes them to have an increased risk of various injuries.²³

In our study, the most predominant injury locations were the ankle/foot (30%), lower back (15%) and the knee (14%). These results are in line with previous studies; the ankle/foot (21%–34%), lower back (13%–17%) and knee (12%–21%).^{6,20,24,25}

Strengths, limitations and recommendations

A major strength of this study is the prospective design with monthly follow-up, resulting in a low potential for recall bias. Besides, the response rate to the monthly questionnaire was high (80%). This was achieved by incorporating the monitor as part of the educational programme. As recommended by Richardson and colleagues,¹³ an online feedback tool (PAHM)¹⁶ was used to give students visual feedback of the collected data to improve their commitment to this study. Furthermore, students were involved in the development of PAHM, by incorporating their feedback in the new versions of PAHM.

Another major strength of this study is the use of a broad injury definition and the surveillance method as suggested by Clarsen and colleagues to calculate the extent of injuries within contemporary dance students.^{8,10} The incidence and severity of injuries impacting dance students vary depending on the definition of injury and injury reporting methodology.⁷ Therefore, to understand the full impact of injuries on a dance population, it is imperative that injury surveillance systems consider injury definitions that are sensitive enough to capture all injuries,⁷ such as used in this study.

However, there are some limitations. First of all, in this study, we used student-reported outcomes. Since most students lack medical expertise we were unable to record specific diagnoses of the reported injuries. It is recommended to include a follow-up from the medical staff during the data collection period in future studies, to gain more insight into the injury type and aetiology.

Furthermore, although our study indicated exposure by measuring the hours of dance classes, the intensity and nature of these classes were not included in the exposure analysis. However, these factors may have an impact on the potential injury risk for individual dancers.^{6,25} In this study, dance exposure was calculated from the basic

timetable for each year and educational programme but not individually and therefore may not truly reflect the actual hours of training or engagement by each individual student. Non-scheduled dance practice, additional workouts and performances were not included in the total number of hours of dance exposure. Future research should look more closely at the number of and rapid changes in training load, which can precede the onset of injury.^{6,26} Besides, it is necessary to gain insight into the variance within the monthly IPs of injuries in relation to the curriculum of the two educational programmes, to optimise the training load over the full academic year.

Acknowledgements The authors would like to thank Suze Steemers, Annemiek Tiemens and Stephanie Keizer-Hulsebosch for their help in administrating the monthly questionnaires and their help during the physical performance tests.

Contributors All authors made a substantial contribution to the information and material submitted and have read and approved the final version. DVW performed the data collection analysed the data and wrote the manuscript. RMVR assisted with performing the data collection, analysing the data and writing the manuscript. AR assisted with the data analyses. GJPS, RRDO and JS initiated the study and contributed to the content of the article.

Funding This work was supported by the National association of Applied Sciences SIA through Grant number 2015-02-73P.

Disclaimer The authors report no financial interest or benefit arising from the direct applications of this research.

Competing interests None declared.

Patient consent for publication Not required.

Provenance and peer review Not commissioned; externally peer reviewed.

Open access This is an open access article distributed in accordance with the Creative Commons Attribution Non Commercial (CC BY-NC 4.0) license, which permits others to distribute, remix, adapt, build upon this work non-commercially, and license their derivative works on different terms, provided the original work is properly cited, appropriate credit is given, any changes made indicated, and the use is non-commercial. See: <http://creativecommons.org/licenses/by-nc/4.0/>.

REFERENCES

- Kenny SJ, Whittaker JL, Emery CA. Risk factors for musculoskeletal injury in preprofessional dancers: a systematic review. *Br J Sports Med* 2016;50:997–1003.
- Ekegren CL, Quested R, Brodrick A. Injuries in pre-professional ballet dancers: incidence, characteristics and consequences. *J Sci Med Sport* 2014;17:271–5.
- Gamboa JM, Roberts LA, Maring J, et al. Injury patterns in elite preprofessional ballet dancers and the utility of screening programs to identify risk characteristics. *J Orthop Sports Phys Ther* 2008;38:126–36.
- Luke AC, Kinney SA, Hemecourt PAD, et al. Determinants of injuries in young dancers. *Med Probl Perform Art* 2002;17:105–12.
- Bowerman E, Whatman C, Harris N, et al. Are maturation, growth and lower extremity alignment associated with overuse injury in elite adolescent ballet dancers? *Phys Ther Sport* 2014;15:234–41.
- Lee L, Reid D, Cadwell J, et al. Injury incidence, dance exposure and the use of the movement competency screen (MCS) to identify variables associated with injury in full-time Pre-Professional dancers. *Int J Sports Phys Ther* 2017;12:352–70.
- Kenny SJ, Palacios-Derflinger L, Whittaker JL, et al. The influence of injury definition on injury burden in preprofessional ballet and contemporary dancers. *J Orthop Sports Phys Ther* 2018;48:185–93.
- Clarsen B, Myklebust G, Bahr R. Development and validation of a new method for the registration of overuse injuries in sports injury epidemiology: the Oslo sports trauma research centre (OSTRC) overuse injury questionnaire. *Br J Sports Med* 2013;47:495–502.
- Caine D, Goodwin BJ, Caine CG, et al. Epidemiological review of injury in Pre-Professional ballet dancers. *J Dance Med Sci* 2015;19:140–8.
- Clarsen B, Rønsen O, Myklebust G, et al. The Oslo sports trauma research center questionnaire on health problems: a new approach to prospective monitoring of illness and injury in elite athletes. *Br J Sports Med* 2014;48:754–60.
- Pluim BM, Loeffen FGJ, Clarsen B, et al. A one-season prospective study of injuries and illness in elite junior tennis. *Scand J Med Sci Sports* 2016;26:564–71.
- van Beijsterveldt AM, Richardson A, Clarsen B, et al. Sports injuries and illnesses in first-year physical education teacher education students. *BMJ Open Sport Exerc Med* 2017;3:e000189.
- Richardson A, Clarsen B, Verhagen E, et al. High prevalence of self-reported injuries and illnesses in talented female athletes. *BMJ Open Sport Exerc Med* 2017;3:e000199.
- Finch C. A new framework for research leading to sports injury prevention. *J Sci Med Sport* 2006;9:3–9.
- van Mechelen W, Hlobil H, Incidence KHCG. Severity, aetiology and prevention of sports injuries: a review of concepts. *Sport Med* 1992;14:82–99.
- Stubbe JH, Richardson A, van Rijn RM. Prospective cohort study on Injuries and health problems among Circus arts students. *BMJ Open Sport Exerc Med* 2018;4:e000327.
- Fuller CW, Ekstrand J, Junge A, et al. Consensus statement on injury definitions and data collection procedures in studies of football (soccer) injuries. *Scand J Med Sci Sports* 2006;16:83–92.
- Liederbach M, Hagins M, Gamboa JM, et al. Assessing and reporting dancer capacities, risk factors, and injuries: recommendations from the IADMS standard measures consensus initiative. *J Dance Med Sci* 2012;16:139–53.
- Knowles SB, Marshall SW, Guskiewicz KM. Issues in estimating risks and rates in sports injury research. *J Athl Train* 2006;41:207–15.
- Shah S, Weiss DS, Burchette RJ. Injuries in professional modern dancers: incidence, risk factors, and management. *J Dance Med Sci* 2012;16:17–25.
- Bronner S, Ojofeimi S, Rose D. Injuries in a modern dance company. *Am J Sports Med* 2003;31:365–73.
- Thomas H, Tarr J. Dancers' Perceptions of Pain and Injury: Positive and Negative Effects. *J Dance Med Sci* 2009;13:51–9.
- Goossens L, Cardon G, Witvrouw E, et al. A multifactorial injury prevention intervention reduces injury incidence in physical education teacher education students. *Eur J Sport Sci* 2016;16:365–73.
- Baker J, Scott D, Watkins K, et al. Self-reported and reported Injury patterns in contemporary dance students. *Med Probl Perform Art* 2010;25:10–15.
- Campoy FA, Coelho LR, Bastos FN, et al. Investigation of risk factors and characteristics of dance injuries. *Clin J Sport Med* 2011;21:493–8.
- Drew M. Managing load or managing risk. *Sport Physio* 2015;2.